

THE CHANGING LANDSCAPE OF JUVENILE INCARCERATION



SUCCESSSES

Due to high costs and poor outcomes, states have dramatically reduced the number of incarcerated youth.

High costs

\$148,767

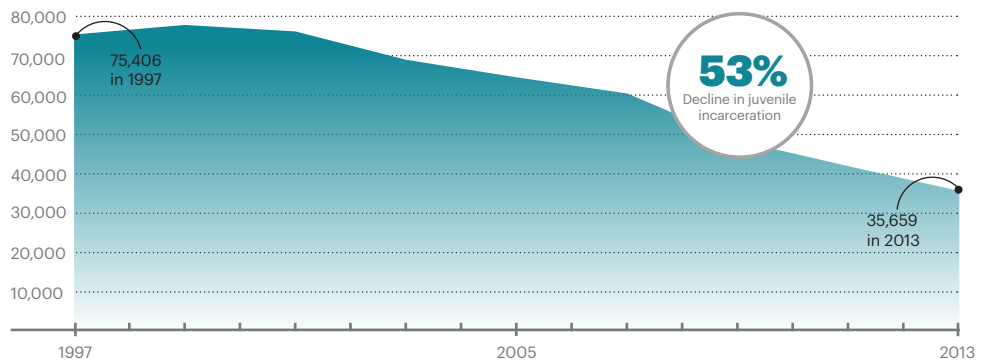
Average cost of incarceration per youth per year

Poor outcomes

80%

Rearrest rate in some states for youth three years after release from incarceration

Number of youth incarcerated nationwide, 1997–2013



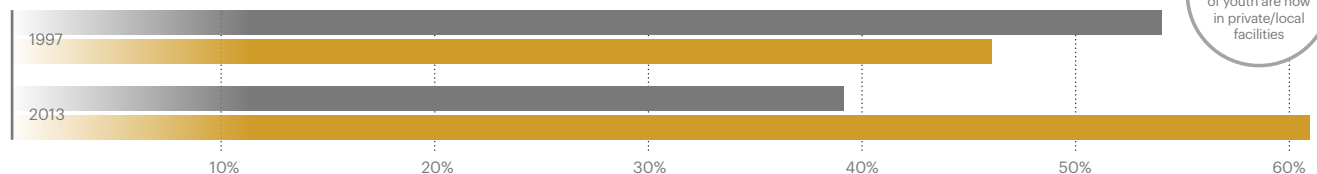
Source: ojjdp.gov/ojstatbb/ezacjrp/



CHALLENGES

The majority of incarcerated youth are now in private or locally run facilities, but most states do not provide sufficient oversight of these facilities.

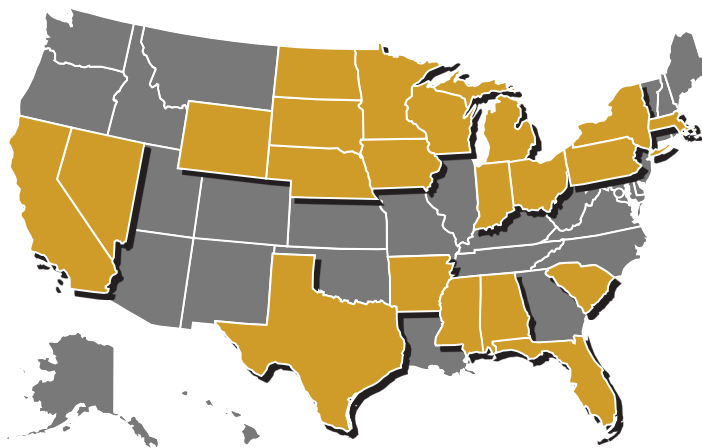
Change in Youth Incarceration by Facility Type



2/3
of youth are now in private/local facilities

Facility Type for Majority of Incarcerated Youth by State

- PRIVATE AND LOCAL FACILITIES
- STATE-RUN FACILITIES



With this shift comes continued challenges:

- Youth are not at home
- Costs are high
- Lack of evidence-based services
- Minimal education standards
- Lack of quality assurance and data
- Poor outcomes

Source: ojjdp.gov/ojstatbb/ezacjrp/

IMPROVING OUTCOMES FOR INCARCERATED YOUTH



QUESTIONS AND RECOMMENDATIONS

How policymakers and agency leaders can control costs and improve outcomes for youth incarcerated in private and locally run facilities

KEY QUESTIONS POLICYMAKERS AND AGENCY LEADERS SHOULD ASK

- » How many youth are placed in private and local residential facilities, for how long, and at what cost, and are these youth at high risk of reoffending or can they be safely and more efficiently served in the community?
- » Do facility providers' contracts require the use of programs and services demonstrated by research to reduce recidivism and is the quality of services evaluated annually?
- » What are the recidivism rates and other outcomes for youth placed in these facilities and is funding directed only to those service providers that produce good results?

KEY RECOMMENDATIONS FOR IMPROVING YOUTH OUTCOMES

- » Limit the use of all types of incarceration to youth assessed as being at a high risk of reoffending, youth who committed violent offenses, or youth who have specialized treatment needs that can't be adequately met in the community.
- » Define "evidence-based" practices in statute, fund annual evaluations of service quality, and require all service providers within a facility to rate as "high quality" to receive continued funding.
- » Track recidivism rates and other youth outcomes by facility and require that an annual report on these outcomes is submitted to the legislature.

The Council of State Governments Justice Center prepared this infographic with support from, and in partnership with, the John D. and Catherine T. MacArthur Foundation and the Bureau of Justice Assistance (BJA), U.S. Department of Justice under grant number 2012-CZ-BX-K071. The Office of Juvenile Justice and Delinquency Prevention, U.S. Department of Justice is also a sponsor of and provided guidance on the content of the paper. The opinions and findings in this document are those of the authors and do not necessarily represent the official position or policies of the John D. and Catherine T. MacArthur Foundation (MacArthur Foundation), the U.S. Department of Justice, or the members of The Council of State Governments.

JUSTICE CENTER
THE COUNCIL OF STATE GOVERNMENTS

Supported by:



In partnership with:

