



Center for Advancing  
Correctional Excellence!

Criminology, Law & Society  
George Mason University  
[www.gmuace.org](http://www.gmuace.org)

# Process Measures at the Interface of Criminal Justice and Behavioral Health

## JMHCP Learning Community: Research and Evaluation



**BJA**  
Bureau of Justice Assistance  
U.S. Department of Justice

# Welcome and Introductions

- Sarah Wurzburg, Grantee Technical Assistance Manager, Council of State Governments (CSG) Justice Center
- Faye Taxman, Ph.D., Professor in the Criminology, Law and Society Department, and Director of the Center for Advancing Correctional Excellence! at George Mason University
- Sheila Tillman, Policy Analyst, Council of State Governments (CSG) Justice Center

# 4 Types of Process Measures

- **Identification and Referral (Systems Level):** How well does the system do at facilitating interface?
- **Engagement and Completion (Individual Level):** How well does the client do at accessing care?
- **Recovery Management (Individual Level):** How well does the client do in care or managing recovery?
- **Access Measures and Systematic Responsivity (Systems Level):** How well does the system do at providing access to appropriate levels of care?

# Process Measures

## **Set 1: Identification and Referral (Systems Level)**

- **\*Screening Rate**
- **\*Clinical Assessment Rate**
- **Referral Rate**
- **\*Initiation**

## **Set 2: Engagement and Completion (Individual Level)**

- **Engagement**
- **Retention**
- **\*Successful Completion Rate**
- **Medication-Assisted Treatment (MAT) Rate**
- **Compliance with Treatment Plans**

## **Set 3: Recovery Management (Individual Level)**

- **\*Continuum of Care**
- **Continuity of Care**
- **Transitioning of Care**

## **Set 4: Access Measures and Systematic Responsivity (Systems Level)**


- **\*Uniformed Screening Protocol**
- **Insurance Enrollment**
- **Responsivity Rate**
- **Availability of Programming**
- **Access Rate**
- **Participation Rate**

# **Set 1: Identification and Referral (Systems Level)**

# Screening Rate

**Percentage** of arrestees, defendants, inmates, probationers/parolees who **screened positive** for **behavioral health issues** using a validated screening tool.

## Screening Rate

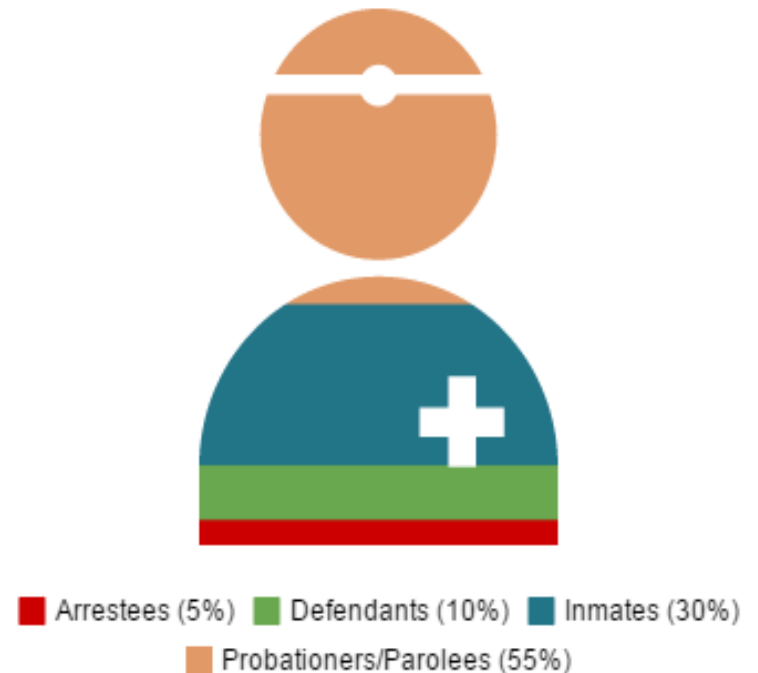


■ Arrestees (15%) ■ Defendants (20%) ■ Inmates (25%)  
■ Probationers/Parolees (40%)

# Clinical Assessment Rate

**Percentage** of arrestees, defendants, inmates, probationers/parolees **clinically assessed** using a validated assessment procedure as needing **behavioral health services**

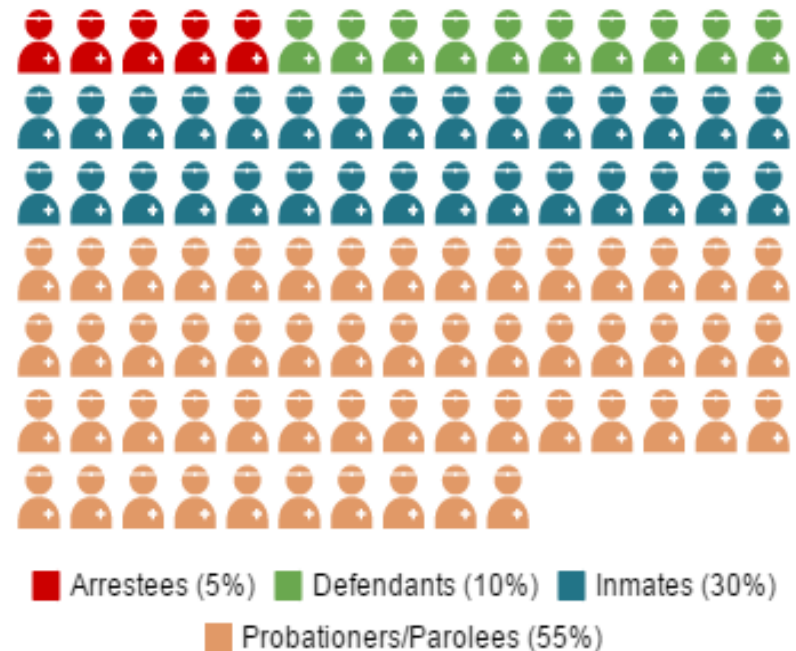
Clinical Assessment Rate



# Referral Rate

**Percentage** of arrestees, defendants, inmates, probationers/parolees **screened or assessed** for behavioral health disorders that are **referred** to a treatment program or **linked**

Referral Rate






# Initiation

**Percentage** of arrestees, defendants, inmates, probationers/parolees **referred** to **behavioral health services** that start services within 14 days of the screening or clinical assessment

## Initiation



■ Arrestees (5%) ■ Defendants (13%) ■ Inmates (32%)  
■ Probationers/Parolees (50%)

# What does this look like in practice?

- Inventory your data sets to see what data you need
  - Release Date or Supervision Start Date
  - Screening Date
  - Assessment Date
  - Date first Tx Appointment
  - Date of All Tx Appointments
- Few systems maintain these data elements in one MIS
- Make sure you can capture these elements

# Example of A Diversion Program

- 200 People Identified as Eligible
- Screening Rate: 60% (120 people)
- Clinical Assessment Rate: None (not part of their process)
- Referral Rate: 100% (120 people)
- Initiation Rate: 50% (60 people)
- System improvement processes needed at Screening Point, Treatment Initiation

# Tale of 3 Co-Occurring Grantees

- Local Jail
  - Enrolled in program before release from jail
  - Average 13 days; Median 36 days
- Local Jail
  - Enrolled in Program Prior to Release
  - Average 18 days; Median 6 days
- Prison System
  - Release from prison to first mental health appointment
  - Average 19 days; Median 8.5 days
- Referral Process varies considerably and affects Screening and Assessment Rates

# Contact Information

- Sarah Wurzburg, Grantee Technical Assistance Manager, Council of State Governments (CSG) Justice Center
  - [swurzburg@csg.org](mailto:swurzburg@csg.org)
- Faye Taxman, Ph.D., Professor in the Criminology, Law and Society Department, and Director of the Center for Advancing Correctional Excellence! at George Mason University
  - [ftaxman@gmu.edu](mailto:ftaxman@gmu.edu)
- Sheila Tillman, Policy Analyst, Council of State Governments (CSG) Justice Center
  - [stillman@csg.org](mailto:stillman@csg.org)

# Thank You

Join our distribution list to receive  
CSG Justice Center project updates!

[csgjusticecenter.org/subscribe](https://csgjusticecenter.org/subscribe)

For more information, contact Olivia Randi, [orandi@csg.org](mailto:orandi@csg.org).



*The presentation was developed by members of the Council of State Governments (CSG) Justice Center staff. The statements made reflect the views of the authors, and should not be considered the official position of the CSG Justice Center, the members of The Council of State Governments, or the funding agencies supporting our work.*

# JUSTICE★CENTER

THE COUNCIL OF STATE GOVERNMENTS

*Collaborative Approaches to Public Safety*